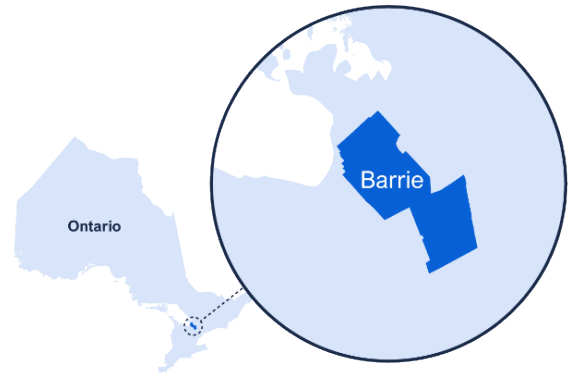







Barrie

Key Statistics (2019)

Population (Thousands)	214
Population share of Ontario	1.5%
Employment (Thousands)	119
Employment share of Ontario	1.6%
Median age	39.5



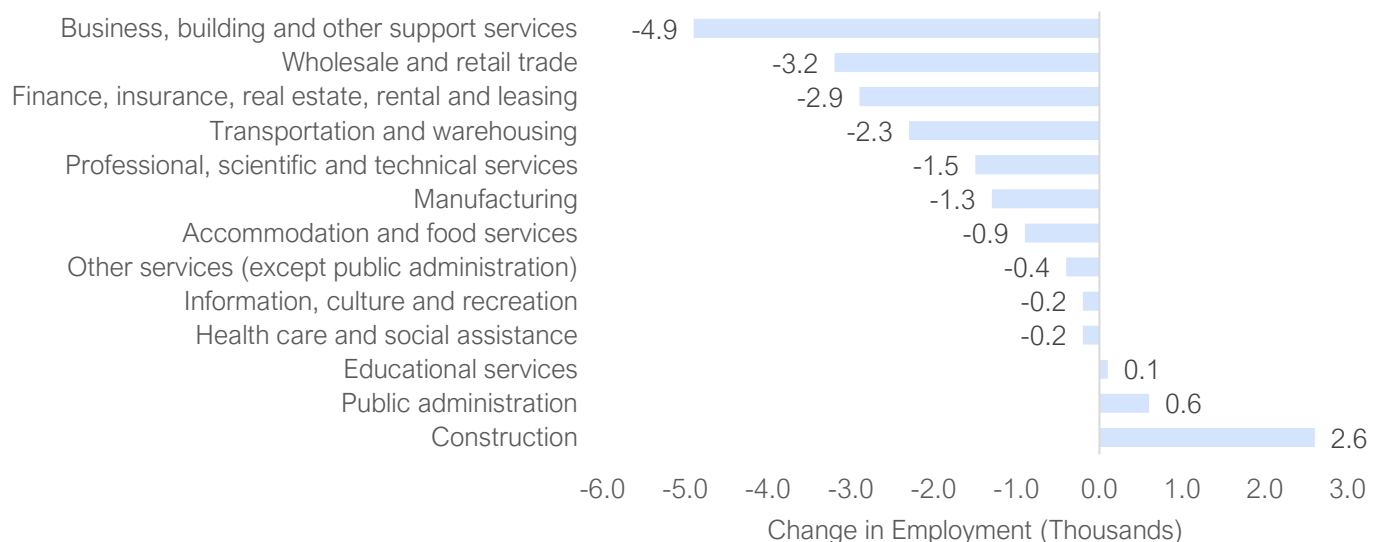
Top Five Industries by Employment (2019)

	 Wholesale and retail trade	 Health care and social assistance	 Manufacturing	 Construction	 Educational services
Employment	19,000	16,700	13,300	12,800	9,800
(Share of Total Employment)	(15.9%)	(14.0%)	(11.2%)	(10.7%)	(8.2%)

Key Labour Market Indicators

	2018	2019	2020					Feb to May 2020
			Jan	Feb	Mar	Apr	May	
Employment Change (Thousands)	-1.0	4.6	0.9	3.3	-1.1	-5.4	-6.4	-12.9 (-10.0%)
Unemployment Rate (Per Cent)	6.5	5.9	5.0	4.3	5.7	9.1	11.6	7.3
Participation Rate (Per Cent)	69.5	70.3	72.8	74.0	74.4	73.8	71.9	-2.1

Industry Breakdown of Job Losses During the Pandemic (February to May 2020)*



*Not seasonally adjusted.
Source: Statistics Canada and FAO.