






Hamilton

Key Statistics (2019)

Population (Thousands)	795
Population share of Ontario	5.5%
Employment (Thousands)	423
Employment share of Ontario	5.7%
Median age	41.5



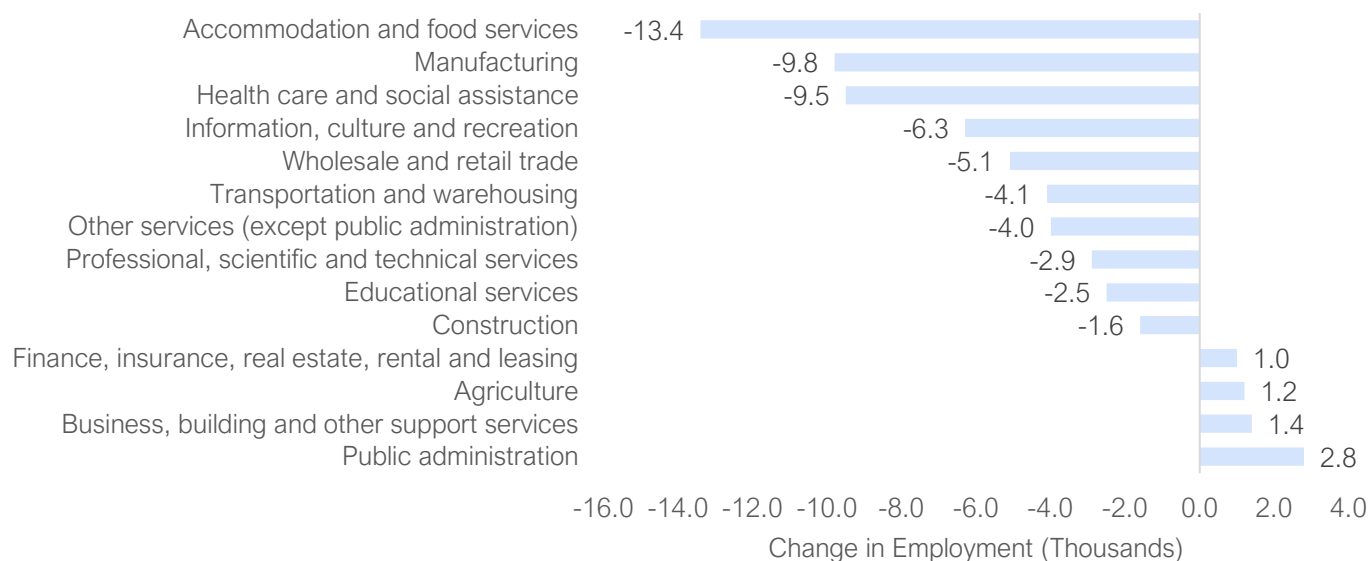
Top Five Industries by Employment (2019)

					
	Wholesale and retail trade	Health care and social assistance	Manufacturing	Educational services	Professional, scientific and technical services
Employment	67,300	57,900	50,200	33,900	31,100
(Share of Total Employment)	(15.9%)	(13.7%)	(11.9%)	(8.0%)	(7.4%)

Key Labour Market Indicators

	2018	2019	2020					Feb to May 2020
			Jan	Feb	Mar	Apr	May	
Employment Change (Thousands)	-4.1	9.0	-2.8	1.2	-3.9	-16.6	-25.4	-45.9 (-10.7%)
Unemployment Rate (Per Cent)	4.9	4.3	4.8	4.9	5.7	7.5	10.3	5.4
Participation Rate (Per Cent)	65.0	65.1	65.6	65.8	65.6	64.3	62.1	-3.7

Industry Breakdown of Job Losses During the Pandemic (February to May 2020)*



*Not seasonally adjusted.
Source: Statistics Canada and FAO.