






Toronto

Key Statistics (2019)

Population (Thousands)	6,472
Population share of Ontario	44.4%
Employment (Thousands)	3,492
Employment share of Ontario	46.8%
Median age	38.6



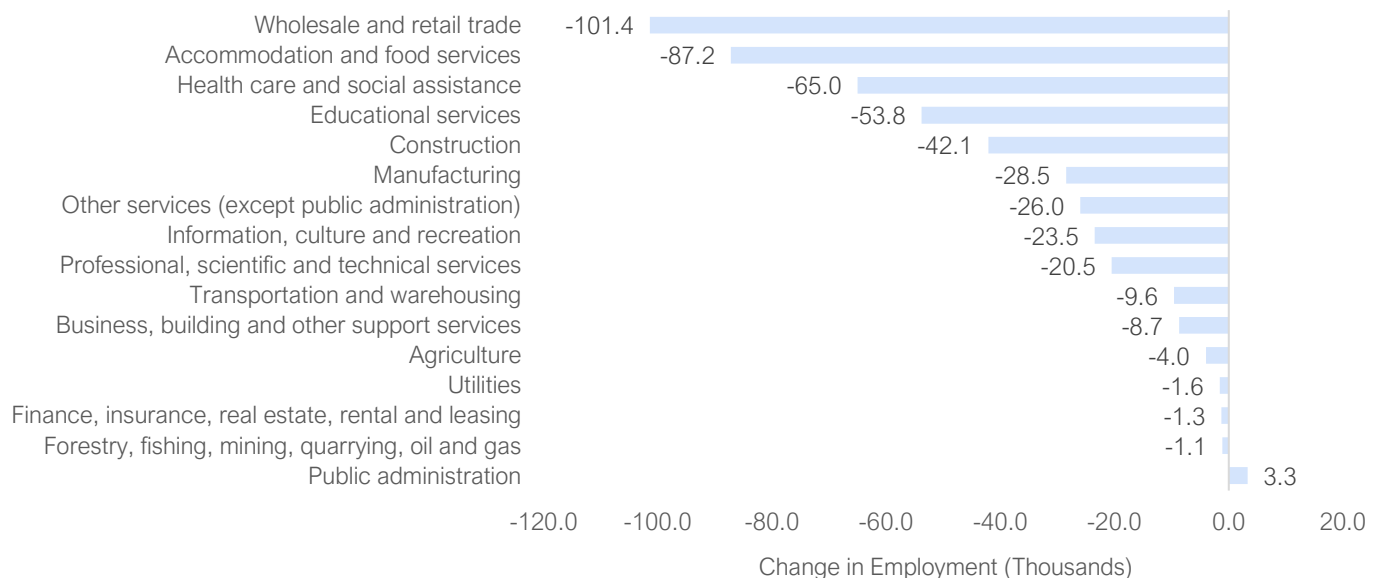
Top Five Industries by Employment (2019)

	 Wholesale and retail trade	 Professional, scientific and technical services	 Finance, insurance, real estate, rental and leasing	 Health care and social assistance	 Manufacturing
Employment (Share of Total Employment)	515,600 (14.8%)	425,400 (12.2%)	381,800 (10.9%)	372,300 (10.7%)	328,400 (9.4%)

Key Labour Market Indicators

	2018	2019	2020					Feb to May 2020
			Jan	Feb	Mar	Apr	May	
Employment Change (Thousands)	63.4	138.5	23.9	6.2	-72.6	-190.6	-209.2	-472.4 (-13.3%)
Unemployment Rate (Per Cent)	6.0	6.0	5.5	5.4	6.0	7.9	11.2	5.8
Participation Rate (Per Cent)	65.8	66.7	66.9	66.8	65.7	63.3	61.4	-5.4

Industry Breakdown of Job Losses During the Pandemic (February to May 2020)*



*Not seasonally adjusted.
Source: Statistics Canada and FAO.