

# Municipal Infrastructure

Briefing Deck



# Background

- This report reviews the infrastructure assets owned by Ontario's 444 municipalities and provides estimates of:
  - The current replacement value (CRV) of municipal assets
  - The state of repair of those assets
  - The costs to bring municipal assets into a state of good repair.
- The report completes the second phase of a three-part project that aims to estimate the financial implications of certain climate change hazards on Provincial and municipal infrastructure.

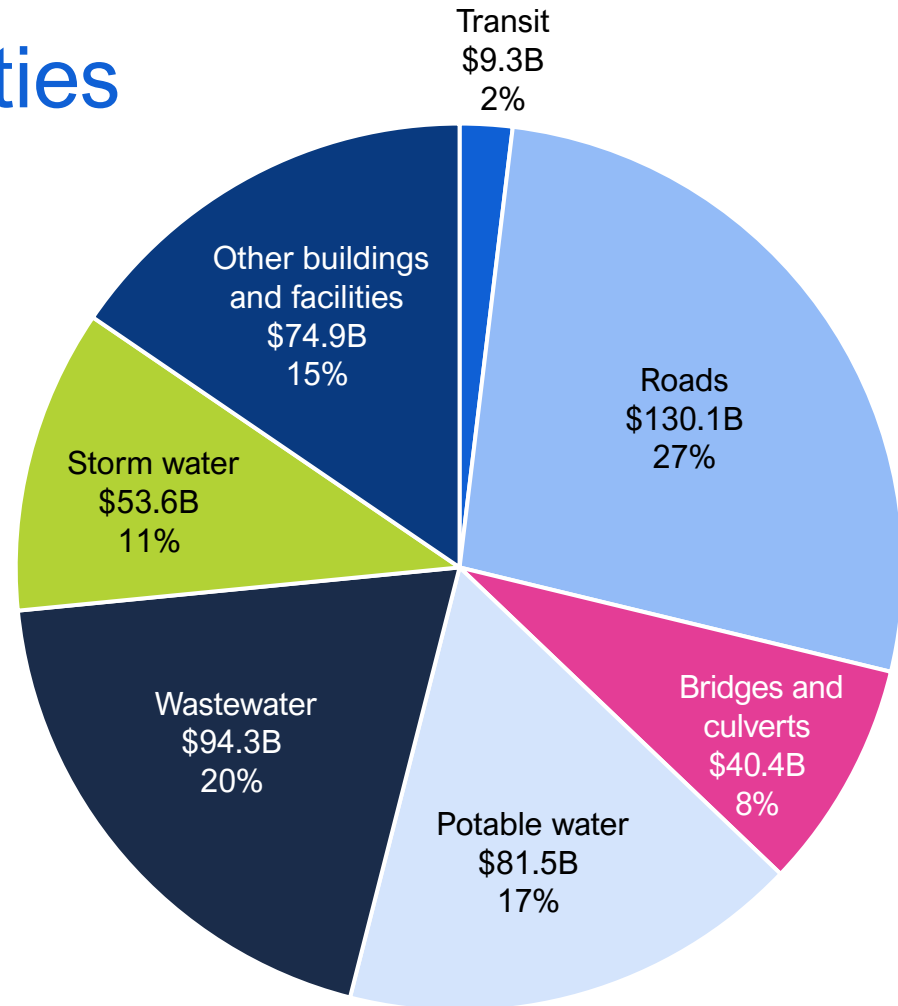






# Ontario's municipalities own \$484 billion in public infrastructure

The FAO estimates that the current replacement value (CRV) of Ontario's municipal infrastructure was \$484 billion in 2020, almost double the amount of Provincial infrastructure.



Source: FAO.





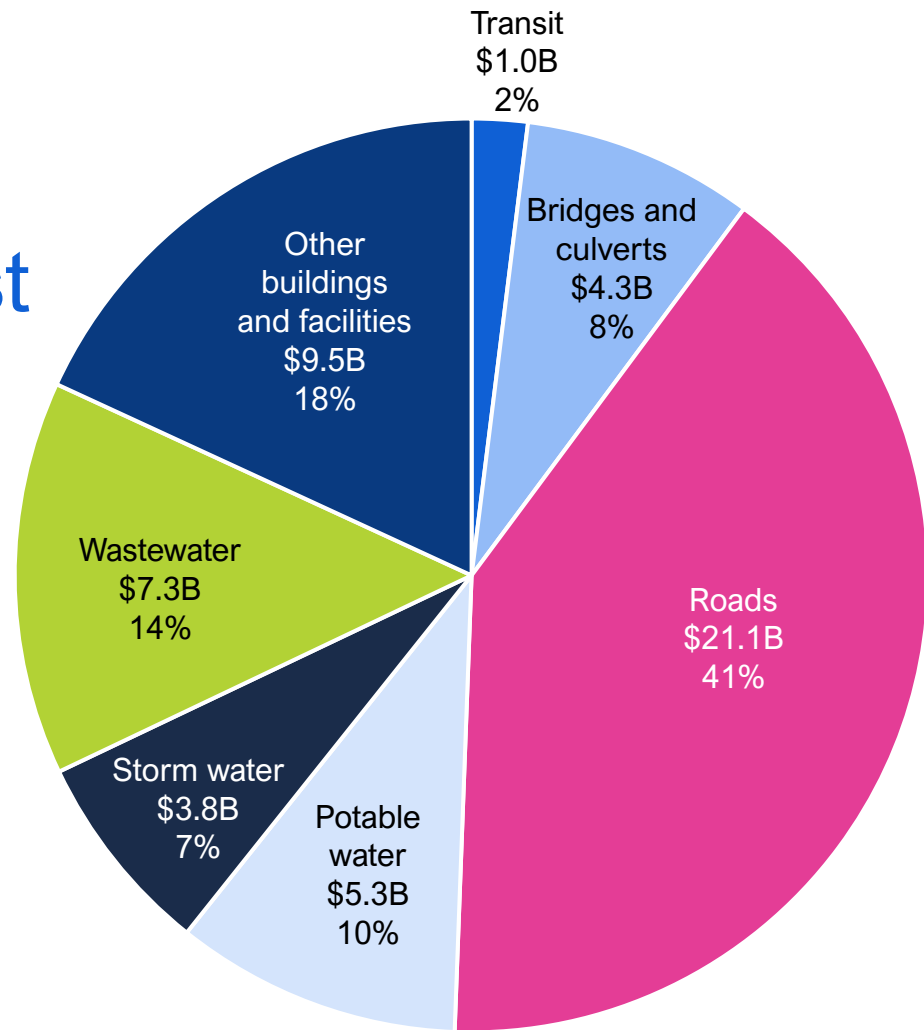






# Municipal roads represent the largest share of backlog

Roads and bridges make up almost half of the total backlog, while water infrastructure makes up almost a third.

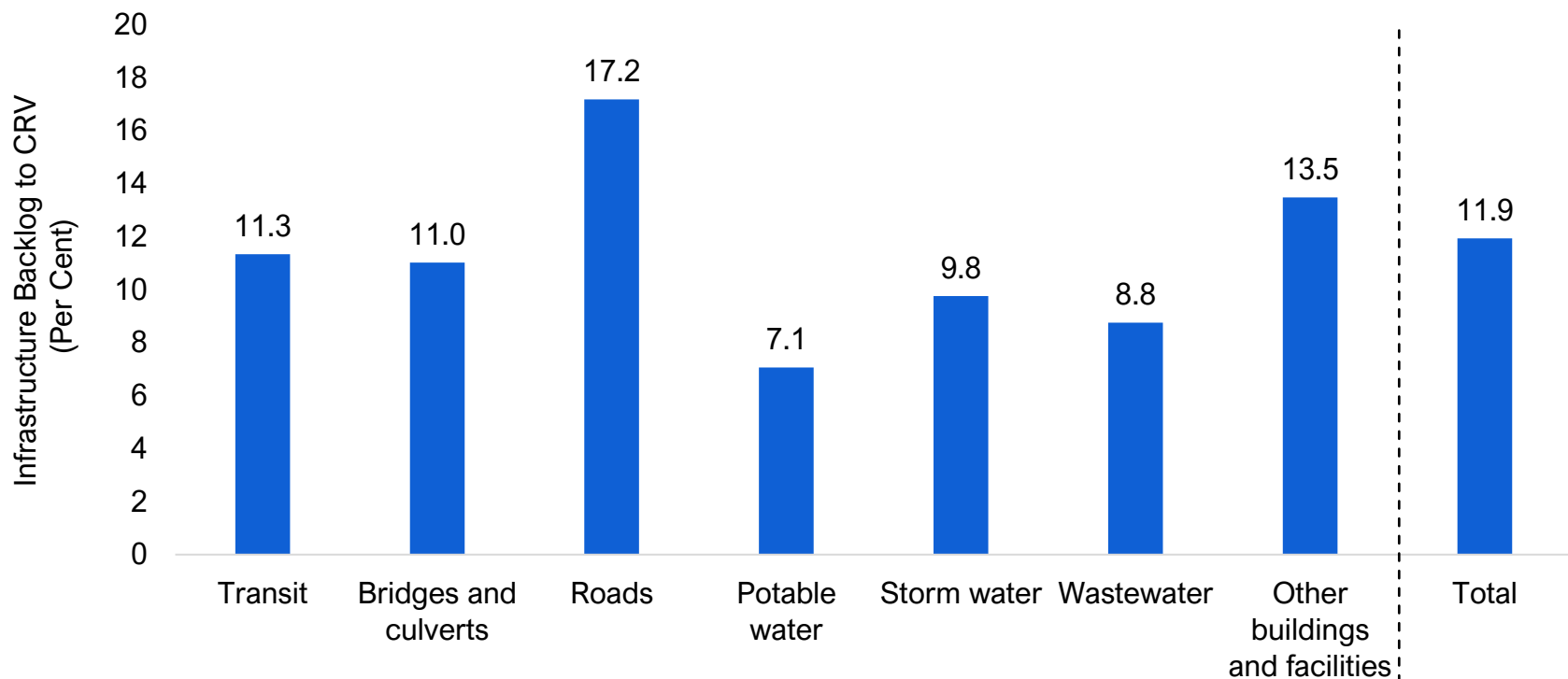


Note: The estimates presented are the average values from the FAO's Monte Carlo analysis.  
Source: FAO.



# Municipal roads have the highest backlog as a share of CRV

The backlog to CRV ratio indicates the relative state of disrepair of assets. The higher the share, the worse condition assets are in.



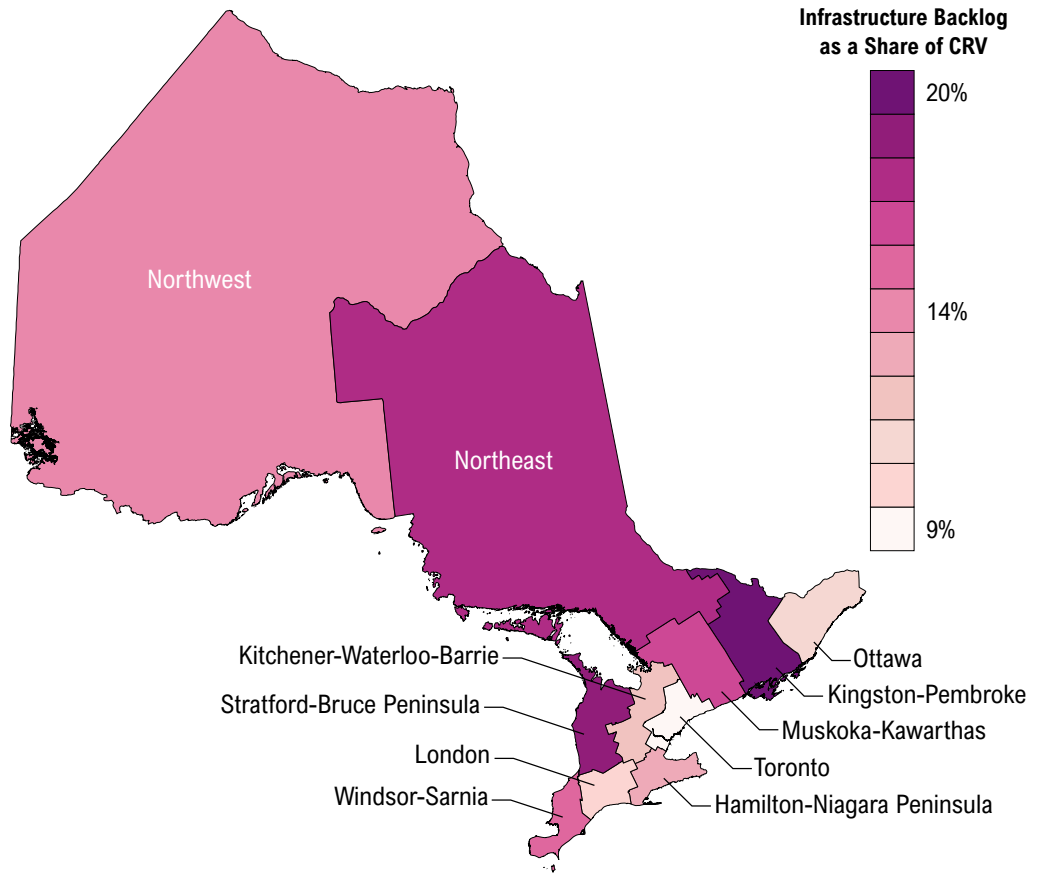
Note: The backlog to CRV presented in this chart only represents the CRV of assets with known conditions. The estimates presented are the average values from the FAO's Monte Carlo analysis.  
Source: FAO





# Infrastructure backlog by economic region

The Toronto economic region has the lowest backlog to CRV ratio while Kingston-Pembroke has the largest.



Note: Geographic location and condition data are available for 90 per cent of municipal assets. The remaining asset data did not have geographic and condition information. The estimates presented are the average values from the FAO's Monte Carlo analysis.  
Source: FAO.



# Thank you!



# FAO

FINANCIAL ACCOUNTABILITY  
OFFICE OF ONTARIO

2 Bloor Street West, Suite 900, Toronto, Ontario, M4W 3E2

416.644.0702

[info@fao-on.org](mailto:info@fao-on.org)

[fao-on.org](http://fao-on.org)

